

SUMMARY



Wires

Low	12
High	0
Coax	0
Triax	0
Quad	0
Fiber	0
Fluidic	0

Download

[Request a quote](#)

[Catalog](#)

Series	2M
Termination type	Female crimp
IP rating	68
Cable Ø	0.00 - 0.00 mm
Matching parts	FMU.2M.312.XLC

TECHNICAL DETAILS

Mechanics

Shell Style/Model	EG*: Fixed receptacle, nut fixing
Keying	
Housing Material	Environment friendly aluminium (nickel plated, anthracite color) shell and nut, other pieces bronze/brass
Cable Fixing	∅0 - 0 mm
Variant	

Performance

Configuration	2M.312 : 12 Low Voltage
Insulator	
Rated Current	7 Amps

Specifications

Contact Type: Crimp
Max. Matings: 5000
Contact Retention: 22 N
Contact Dia.: 0.7 mm (0.028in)
Bucket Dia.: 0.8 mm (0.031in)
Min. Conductor: 0.14 mm² (AWG 26)
Max. Conductor: 0.34 mm² (AWG 22)
R (max): 6.1 mOhm

Test voltage (kV rms) Contact-contact: 1.65
Test voltage (kV rms) Contact-shell: 1.15

Others

Humidity (max): $\leq 95\%$ [at 60 deg C / 140 F]
Vibration: 15 g [10 Hz - 2000 Hz]
Shock Resistance: 100 g [6 ms]
Operating temperature: $-55^{\circ}\text{C} / +200^{\circ}\text{C}$
Climatical Category: 15/200/21 (Al. shell)
Lighting strike EIA 364-75 10K amps - 6 times
EMI Shielding EIA 364-66A - 1Ghz-80 dB, 3GHz-70 dB, 6GHz- 58dB
IP Rating: 68

DRAWINGS

Draws



Dimensions

















	C	D	E	LS	LS	P	S1	S2	e
mm.	17.2	6.8	4.5	18.3	18.3	5.3	12.5	17	M14x1.0
in.	0,68	0,27	0,18	0,72	0,72	0,21	0,49	0,67	

RECOMMENDED BY LEMO

Tools

Crimp Tool: DPC.91.701.V
Crimp settings: AWG/Selector = 22-24-26/6-5-5
Positionner: DCE.91.070.3MVM
Extractor: DCF.93.070.4LT
Replacement contact: EGN.0M.655.ZZM

Cables

CMN.12.T22.070PGCE	PVC	GREY	
CMN.12.T22.070PGZE		Grey	
CMN.12.T22.070PNCE	PVC	Black	
CMN.12.T22.070PNZE			
CMN.12.T22.070QGZE	TPR (medical)	Grey	
CMN.12.T28.054PGCE	PVC	GREY	
CMN.12.T28.054PGZE		Grey	
CMN.12.T28.054PNCE	PVC	Black	
CMN.12.T28.054PNZE			
CMN.6T.T22.096PN6Y			
012 050	PVC	Black	
112 240	PTFE	White	
112 260	PTFE	White	
112 280	PVC	Black	
124 080	PVC	Grey	
124 084	PVC	Black	
212 220	PVC	Black	
212 240	PVC	Black	
212 250	PVC	Grey	
212 260	PVC	Black	