

**4-Way Outlet Shapes, VG style**

• Helashrink 400 Series

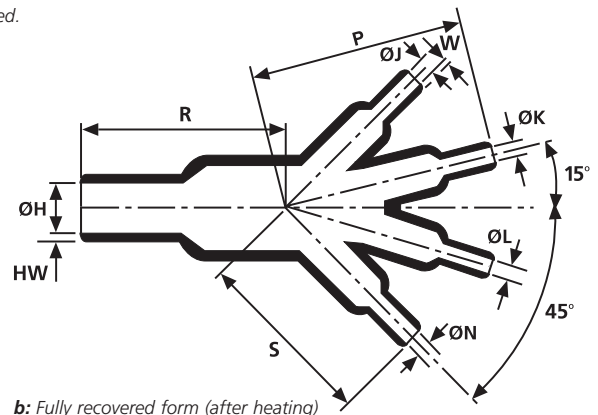
This style provides cable strain relief and mechanical protection at harness transition points, all outlets are clearly marked to aid orientation on installation.



403-1-G supplied / fully recovered.



a: Expanded form (supplied)



b: Fully recovered form (after heating)

Sizes and Type Table										
Type	Designation as per VG-Norm	ØH min. a	ØH max. b	ØJ/K/L/N min. a	ØJ/K/L/N max. b	P ± 10%	R ± 10%	S ± 10%	HW ± 20%	W ± 10%
411-1	VG95343T08E002A	19.0	10.0	9.5	5.5	36.1	35.6	32.0	1.8	1.0
403-1	VG95343T08E004A	27.0	13.0	13.0	7.0	51.8	49.0	45.0	2.5	1.0
413-1	VG95343T08E005A	38.6	19.0	19.0	10.0	74.9	75.0	65.3	1.8	1.0

All dimensions in mm. Subject to technical changes.

Combinations "On request"					
Adhesive	Material				
	B7	G	H	L	J
WM250	√	√	√	-	√
W8	√	√	√	-	√
W24	√	√	√	√	√
V9500	√	√	√	-	-
HMT200A	√	√	√	-	-
W21	-	-	√	-	-
Without Adhesive	√	√	√	√	√

Standard combinations	
Article-No.	Type
404-11180	411-1-G
404-03180	403-1-G
404-13180	413-1-G

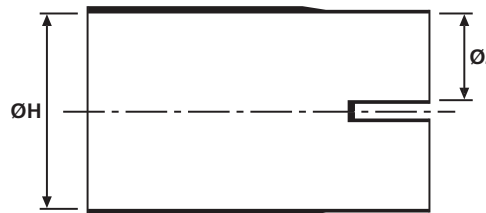
### 4-Way Outlet Shapes, Breakout Boots

- Helashrink 400 Series, in line, low voltage

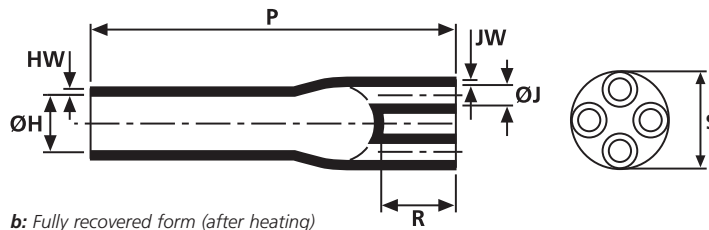
Branching parts are used for easy, time-saving insulation of the branch point of a cable where it is split into single wires. They are manufactured from a tough cross-linked flame retarded polyolefin. Branching parts with hot melt adhesive also serve to relieve the mechanical tension in cable harnesses whilst providing excellent IP ratings.



442-1 supplied / fully recovered.



a: Expanded form (supplied)



b: Fully recovered form (after heating)

**For Material / Adhesive selection and other information please refer to page 10.**

Sizes and Type Table									
Type	ØH min. a	ØH max. b	ØJ min. a	ØJ max. b	P ± 10%	R ± 10%	HW ± 20%	JW ± 20%	S nom
442-1	28.0	9.0	9.0	1.8	78.0	17.0	2.7	2.0	20.0
434-2	23.0	11.0	8.0	2.8	78.0	22.0	1.6	1.6	18.0
443-1	35.0	12.0	15.0	3.0	132.0	26.0	3.0	2.5	22.0
408-2	35.0	12.0	15.0	3.0	95.0	24.0	2.5	2.0	22.0
435-2	32.0	20.3	13.0	4.8	93.5	28.5	2.9	2.9	27.0
409-2	47.4	22.9	21.5	6.4	165.0	38.1	4.1	3.3	38.1
418-4	60.0	22.9	30.0	6.4	202.0	38.1	4.1	3.3	38.1
436-2	45.0	24.9	21.0	7.1	99.0	34.0	4.5	4.5	39.0
437-1	60.0	25.4	26.0	8.9	240.0	48.0	4.5	4.5	43.0
438-2	68.0	35.6	31.0	13.5	141.5	42.5	4.5	4.5	54.0
444-2	35.6	95.0	35.6	12.5	240.0	55.0	4.0	3.5	50.8

All dimensions in mm. Subject to technical changes.

Combinations "On request"					
Adhesive	Material				
	B7	G	H	B8	J
W	√	√	√	√	√
W2	√	√	√	√	-
W24	√	√	√	-	√
V9500	√	√	-	-	√
HMT200A	√	√	-	√	√
W21	-	-	√	-	√
Without Adhesive	√	√	√	√	√

Standard combinations	
Article-No.	Type
404-42022	442-1-B8W
404-34017	434-2-G
404-43002	443-1-B8
404-08022	408-2-B8W2
404-35007	435-2-J
404-09021	409-2-B8W2
404-18020	418-4-B8W2
404-37001	437-1-B7
404-38008	438-2-J
404-44022	444-2-B8W2