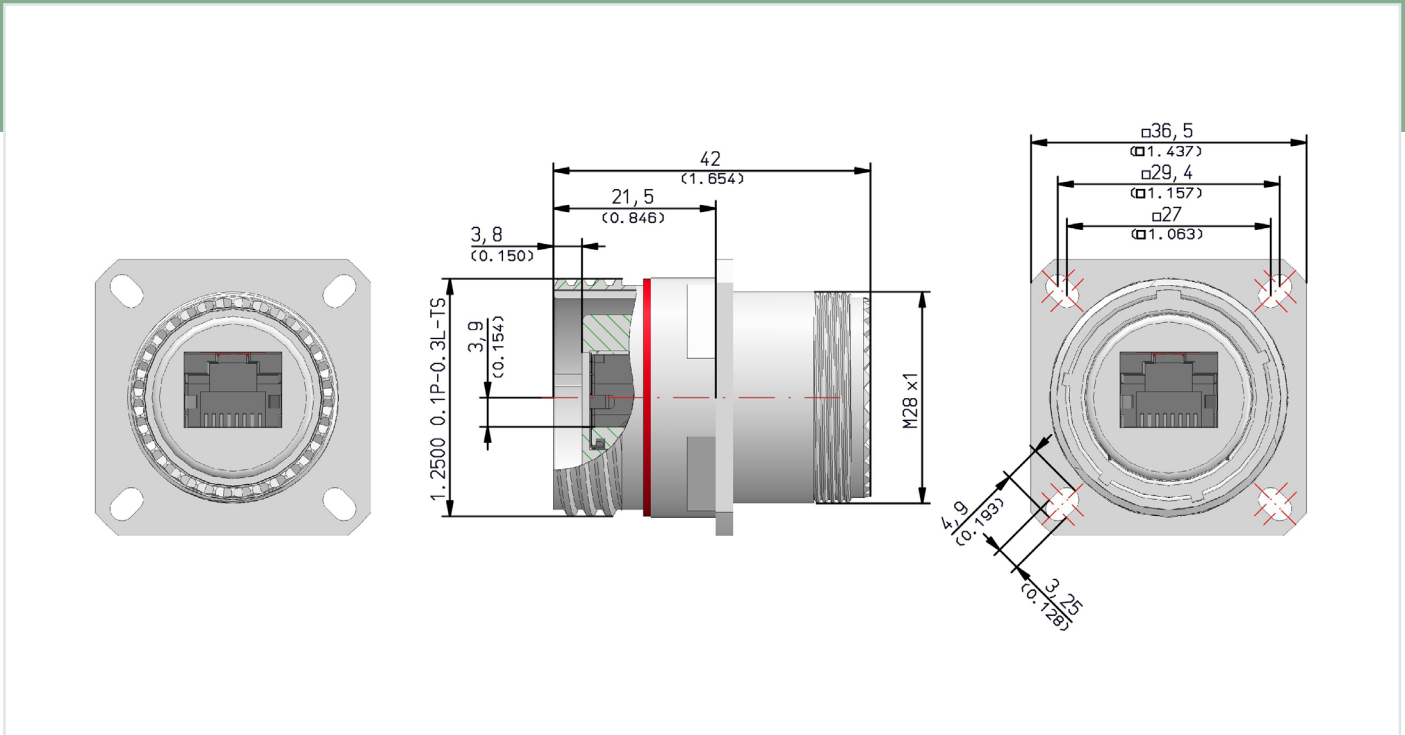


## RJ45 CAT6A FEEDTHROUGH SEALED – SQUARE FLANGE X1-9884



### INFORMATION

All dimensions in mm (inch) unless otherwise specified.


Mates with RJFTV

PN: X1-9884

Datasheet Version: 2.0

#### CATALOGUE:

Harsh Environment  
Data Connectivity Solutions



### Table A: Material & Plating

Material & Plating Code	Technical Design	ROHS-/REACH Compliant	Electrically Conductive	Salt Spray Resistance according to MIL spec.	Salt Spray Resistance according to VG spec.
V	<b>Tin-Zinc grey</b> Base material: Al-alloy Tin-Zinc over electroless Nickel	Yes	Yes	500 hrs	5 day cyclic
5	<b>Electroless Nickel</b> Base material: Al-alloy	Yes	Yes	48 hrs	n.a.
2	<b>Zinc-Nickel black</b> Coupling ring: Al-alloy, black anodized Shell: Zinc-Nickel black chromate over electroless Nickel	Yes	Yes	500 hrs	n.a.
6	<b>Cadmium olive drab</b> Coupling ring: Al-alloy, olive drab anodized Shell: Al-alloy Cadmium plated olive drab over electroless Nickel	No	Yes	500 hrs	5 day cyclic
9	<b>Marine Bronze</b> Base material: Marine Bronze CuAl10Ni5Fe4 (CW307G) Shotblast, nonreflective	Yes	Yes	n.a.	n.a.
1	<b>Stainless Steel / passivated</b>	Yes	Yes	n.a.	n.a.

## Performance

Voltage rating AC	35 V
Voltage rating DC	50 V
Temperature	-40 °C to +120 °C
Mating cycles	>500
Data transmission	10 Gbit/s (500 Mhz)
Pin mapping	1:1 (e.g. Pin1 : Pin1)

Ground of RJ45s connected to housing.

## Materials

RJ45 housing	Thermoplastic UL94 V-0
RJ45 shield plating	Tin or Nickel
RJ45 shield	Copper alloy
Contacts plating	Selective Gold (1,27µm)
Contacts plating	Nickel plated
Contacts	Copper alloy
Housing	See option material
PCB	FR4, UL94V-0

For details about keyway polarization and RJ45 orientation see table 1 and 2 in the full „Harsh Environment Data Connectivity Solutions“ catalogue.

## How to order

Table X1-9884 19 5 N 0

Basic part number

Shell size

Material & plating code

A

Keyway polarization

1

RJ45 orientation

2

### ORDER EXAMPLE

**X1-9884-19-5 N 0**

CAT6A FEEDTHROUGH SEALED - SQUARE FL.

SIZE 19

ELECTROLESS NICKEL

KEYWAY = N (STANDARD)

RJ45 POSITION = 0°

### EMCA CONNECTOR SOLUTIONS GMBH

X1-9884 | Datasheet Version 2.0

SALES@EMCA-CONNECTOR.DE

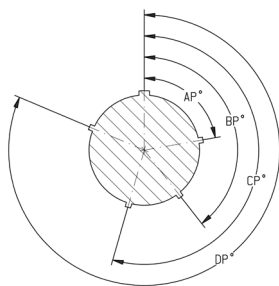
**emca**  
connector solutions

# TABLES

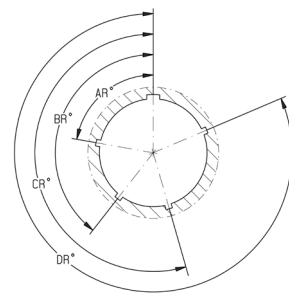
## Table 1: Key/Keyway Polarization

Shell size 19 for RJ45 X1-Series

Key & Keyway Arrangement Identification Letter	AR° or AP°	BR° or BP°	CR° or CP°	DR° or DP°
N	80	142	196	293
A	135	170	200	310
B	49	169	200	244
C	66	140	200	257
D	62	145	180	280
E	79	153	197	272



Keys of Plug



Keyways of Receptacle

## Table 2: RJ45 Orientation

RJ45 Orientation Code	Description	Angle
0	Tab Up	0°
1	Tab Right	90°
2	Tab Down	180°
3	Tab Left	270°

